







5102PCE

102 Day



5102PCE Has excellent emergence & early plant vigor and strong fall intactness and appearance. It's a medium-tall plant with a solid disease package and great plant integrity. A very high yielding semi flex hybrid that's widely adapted east to west.

Management Guidelines

-  Positioned in all yield environments
-  Good choice for all tillage types
-  Plant medium-high populations
-  Harvest timing— Normal to med late

POWERCORE[®] is a registered trademark of Bayer Group. POWERCORE[®] multi-event technology developed by Corteva Agriscience and Bayer Group. Liberty[®], LibertyLink[®] and the Water Droplet Design are registered trademarks of BASF. [®]Roundup and Roundup Ready are registered trademarks of Bayer Group. Always follow IRM, grain marketing and all other stewardship practices and pesticide label directions. B.t. products may not yet be registered in all states. Check with your seed representative for the registration status in your state. [™] [®] Trademarks of Corteva Agriscience and its affiliated companies.

Base Genetic Family:

NEW

Disease Ratings <1 poor: 5 excellent>

| | |
|----------------------------|-----|
| Northern Leaf Blight | 3.5 |
| Southern Leaf Blight..... | NR |
| Gray Leaf Spot..... | 3.5 |
| Eyespot..... | 4.5 |
| Leaf Anthracnose..... | 4.0 |
| Common rust..... | 4.0 |
| Goss's Wilt..... | 4.0 |

Agronomic/Descriptive Traits

| | |
|---------------------------|--------------|
| GDU's to Mid-Silk | 1270 |
| GDU's to Black Layer..... | 2420 |
| Plant Height | Medium-Tall |
| Emergence | 4.5 |
| Early Growth | 4.0 |
| Stalk Strength | 4.0 |
| Root Strength | 3.5 |
| Plant Health..... | 4.0 |
| Drought Tolerance | 4.0 |
| Drydown | 3.5 |
| Ear Retention..... | 4.5 |
| Test Weight | 3.5 |
| Population Tolerance..... | 30-34 |
| Ear Type..... | Semi-Flex |
| Kernel Row | 14-18 |
| Cob Color | White |
| Leaf Angle..... | Semi-Upright |
| Shank Length | Medium |
| Corn on Corn..... | Recommended |

Soil Recommendations

| | |
|-------------------------------|-----|
| Coarse soil (sand) | 3.5 |
| Med. Coarse soil (silt) | 4.5 |
| Fine soil (loam)..... | 5.0 |
| Med Fine soil (clay)..... | 4.5 |